

**MUNCK**

**MUNCK****PRODUCT  
INFORMATION****TEKNISKE DATA FOR STANDARD DUOBOX KRAN  
TECHNICAL DATA FOR STANDARD DUOBOX CRANES**Printed 08.10.2003  
Rev. No. 2  
Date rev. 06.10.03**TALJE / HOIST****KRAN / CRANE**

SWL Tonne	Talje/hoist Type	Heise- høyde m	Heise- hastighet m/min	Vekt talje kg	Spenn vidde Span up to	Hjulkasse / End truck Hjuldia.			Talje Hoist H2 mm	Byggeform / Build. design						Vekt kran eks. katt Weight crane excl. trolley kg	Maks stat hjultrykk Max stat. wheel load kN	Hjultrykk Equiv. wheel load kN					
						Wheeldia. mm	A mm	a mm		Type Standard			Type A										
										F + H1 mm	E mm	D mm	F + H1 mm	E mm	D mm								
3,2	3101D1426	7,1	1/4	450	6	160	2504	2000	640	945	675	685	770	675	685	1200	18,8	13,6					
					7	160	2504	2000	640	965	675	685	771	675	685	1450	19,7	14,4					
					8	160	2504	2000	640	985	675	685	772	675	685	1760	20,7	15,3					
					9	160	2504	2000	640	985	675	685	772	675	685	1920	21,3	15,8					
					10	160	2504	2000	640	1005	675	685	773	675	685	2250	22,2	16,7					
					11	160	2504	2000	640	1030	675	685	778	675	685	2610	23,2	17,6					
					12	160	2504	2000	640	1050	675	685	779	675	685	3100	24,5	18,9					
					13	160	2504	2000	640	1050	675	685	779	675	685	3320	25,1	19,5					
					14	160	2504	2000	640	1070	675	795	781	675	795	3810	26,4	20,7					
					15	160	2504	2000	640	1070	675	795	781	675	795	4050	27,0	21,4					
					16	160	3104	2600	640	1095	675	905	787	675	905	4570	28,4	22,7					
					17	160	3104	2600	640	1115	675	905	788	675	905	5070	29,6	23,9					
					18	160	3104	2600	640	1115	675	1015	788	675	1015	5330	30,3	24,6					
					19	160	3104	2600	640	1155	675	1015	789	675	1015	6110	32,3	26,5					
					20	160	3104	2600	640	1205	675	1125	791	675	1125	7020	34,5	28,8					
					21	160	4104	3700	640	1492	675	1125	1194	675	1125	7830	36,5	30,8					
					22	160	4104	3700	640	1492	675	1235	1194	675	1235	8150	37,3	31,6					
					23	160	4104	3700	640	1492	675	1235	1194	675	1235	8470	38,2	32,4					
					24	160	4104	3700	640	1492	675	1345	1194	675	1345	8790	39,0	33,2					
					25	160	4104	3700	640	1492	675	1345	1194	675	1345	9100	39,7	34,0					
					26	160	4104	3700	640	1497	675	1455	1199	675	1455	9430	40,6	34,8					
					27	250	4664	4200	640	1602	675	1455	1204	675	1455	11520	45,7	39,9					
					28	250	4664	4200	640	1602	675	1455	1204	675	1455	11910	46,7	40,9					
					29	250	4664	4200	640	1702	675	1455	1304	675	1455	12420	47,9	42,1					
					30	250	4664	4200	640	1702	675	1455	1304	675	1455	12810	48,9	43,1					
					5	3111D1426	7,1	1/4	440	6	160	2504	2000	640	965	675	685	771	675	685	1310	26,9	19,1
										7	160	2504	2000	640	985	675	685	772	675	685	1590	28,0	20,0
										8	160	2504	2000	640	1005	675	685	773	675	685	1890	29,1	21,0
										9	160	2504	2000	640	1025	675	685	773	675	685	2220	30,1	22,0
										10	160	2504	2000	640	1045	675	685	774	675	685	2670	31,4	23,2
11	160	2504	2000	640						1050	675	685	779	675	685	2880	32,1	23,8					
12	160	2504	2000	640						1070	675	685	781	675	685	3340	33,4	25,0					
13	160	2504	2000	640						1090	675	685	782	675	685	3770	34,5	26,1					
14	160	2504	2000	640						1110	675	795	783	675	795	4230	35,8	27,3					
15	160	2504	2000	640						1150	675	795	784	675	795	4900	37,5	29,0					
16	160	3104	2600	640						1155	675	905	789	675	905	5230	38,4	29,9					
17	160	3104	2600	640						1155	675	905	789	675	905	5530	39,2	30,7					
18	160	3104	2600	640						1205	675	1015	791	675	1015	6380	41,3	32,8					
19	160	3104	2600	640						1255	675	1015	793	675	1015	7290	43,6	35,1					
20	160	3104	2600	640						1305	675	1125	794	675	1125	8100	45,6	37,1					
21	160	4104	3700	640						1492	675	1125	1194	675	1125	7830	45,0	36,4					
22	160	4104	3700	640						1492	675	1235	1194	675	1235	8150	45,9	37,3					
23	160	4104	3700	640						1492	675	1235	1194	675	1235	8470	46,7	38,1					
24	160	4104	3700	640						1492	675	1345	1194	675	1345	8790	47,5	38,9					
25	250	4154	3690	640						1497	675	1345	1199	675	1345	9200	48,5	39,9					
26	250	4154	3690	640						1502	675	1455	1204	675	1455	9530	49,4	40,7					
27	250	4664	4200	640						1702	675	1455	1304	675	1455	11660	54,6	46,0					
28	250	4664	4200	640						1702	675	1455	1304	675	1455	12050	55,6	46,9					
29	250	4664	4200	640						1702	675	1455	1304	675	1455	12420	56,5	47,9					
30	250	4664	4200	640						1702	675	1455	1304	675	1455	12810	57,5	48,8					
8	3121B1426	6,5	1,2/4	586						6	160	2504	2000	790	1055	675	685	823	675	685	1530	41,1	28,8
										7	160	2504	2000	790	1075	675	685	823	675	685	1830	42,5	29,9
										8	160	2504	2000	790	1095	675	685	824	675	685	2230	44,0	31,3
										9	160	2504	2000	790	1115	675	685	826	675	685	2620	45,4	32,5
										10	160	2504	2000	790	1135	675	685	827	675	685	3020	46,7	33,7
					11	160	2504	2000	790	1160	675	685	833	675	685	3430	47,9	34,8					
					12	160	2504	2000	790	1200	675	685	834	675	685	4020	49,6	36,4					
					13	160	2504	2000	790	1200	675	685	834	675	685	4320	50,5	37,3					
					14	160	2504	2000	790	1250	675	795	836	675	795	5040	52,4	39,1					
					15	250	2529	1975	790	1355	675	795	941	675	795	5560	53,9	40,5					
					16	250	3154	2600	790	1410	675	905	948	675	905	6450	56,2	42,8					
					17	250	3154	2600	790	1370	675	905	951	675	905	7360	58,5	45,0					
					18	250	3154	2600	790	1420	675	1015	953	675	1015	8340	61,0	47,5					
					19	250	3154	2600	790	1420	675	1015	953	675	1015	8760	62,1	48,6					
					20	250	4154	3690	790	1646	675	1125	1348	675	1125	7540	59,2	45,7					
					21	250	4154	3690	790	1647	675	1125	1349	675	1125	8130	60,7	47,1					
					22	250	4154	3690	790	1747	675	1235	1349	675	1235	8880	62,6	49,0					
					23	250	4154	3690	790	1747	675	1235	1349	675	1235	9210	63,5	49,9					
					24	250	4154	3690	790	1747	675	1345	1349	675	1345	9550	64,4	50,7					
					25	250	4154	3690	790	1847	675	1345	1349	675	1345	10360	66,4	52,8					
					26	250	4154	3690	790	1852	675	1455	1354	675	1455	10720	67,3	53,7					
					27	250	4664	4200	790	1852	675	1455	1354	675	1455	12190	71,0	57,3					
					28	250	4664	4200	790	1852	675	1455	1354	675	1455	12600	72,0	58,3					
					29	250	4664	4200	790	1852	675	1455	1354	675	1455	13220	73,6	59,9					
					30	250	4664	4200	790	1852	675	1455	1354	675	1455	13640	74,6	60,9					

**MUNCK****PRODUCT  
INFORMATION****TEKNISKE DATA FOR STANDARD DUOBOX KRAN  
TECHNICAL DATA FOR STANDARD DUOBOX CRANES**Printed 08.10.2003  
Rev. No. 2  
Date rev. 06.10.03**TALJE / HOIST****KRAN / CRANE**

SWL Tonne	Talje/hoist Type	Heise- høyde Height of lift m	Heise- hastighet Hoisting speed m/min	Vekt talje Weight hoist kg	Spenn vidde Span up to	Hjulkasse / End truck			Talje Hoist H2 mm	Byggeform / Build. design						Vekt kran eks. katt Weight crane excl. trolley kg	Maks stat hjultrykk Max stat. wheel load kN	Hjultrykk Equiv. wheel load kN					
						Hjuldia. Wheeldia. mm	A mm	a mm		Type Standard			Type A										
										F + H1 mm	E mm	D mm	F + H1 mm	E mm	D mm								
10	3122B1426	6,5	1,2/4	594	6	160	2504	2000	790	1075	675	685	823	675	685	1640	50,1	34,9					
					7	160	2504	2000	790	1095	675	685	824	675	685	2010	51,9	36,3					
					8	160	2504	2000	790	1115	675	685	826	675	685	2390	53,4	37,7					
					9	250	2529	1975	790	1240	675	685	932	675	685	2950	55,3	39,4					
					10	250	2529	1975	790	1260	675	685	933	675	685	3350	56,7	40,6					
					11	250	2529	1975	790	1305	675	685	939	675	685	3920	58,4	42,2					
					12	250	2529	1975	790	1355	675	685	941	675	685	4590	60,3	44,0					
					13	250	2529	1975	790	1355	675	685	941	675	685	4910	61,3	44,9					
					14	250	2529	1975	790	1405	675	795	943	675	795	5670	63,4	46,9					
					15	250	2529	1975	790	1405	675	795	943	675	795	6030	64,4	47,9					
					16	250	3154	2600	790	1420	675	905	953	675	905	7510	68,2	51,6					
					17	250	3154	2600	790	1420	675	905	953	675	905	7930	69,3	52,8					
					18	250	3154	2600	790	1470	675	1015	954	675	1015	8800	71,6	55,0					
					19	250	4154	3690	790	1742	675	1015	1344	675	1015	7070	67,5	50,8					
					20	250	4154	3690	790	1742	675	1125	1344	675	1125	7380	68,3	51,6					
					21	250	4154	3690	790	1747	675	1125	1349	675	1125	8530	71,2	54,5					
					22	250	4154	3690	790	1747	675	1235	1349	675	1235	8880	72,1	55,4					
					23	250	4154	3690	790	1847	675	1235	1349	675	1235	9640	74,1	57,3					
					24	250	4154	3690	790	1847	675	1345	1349	675	1345	10010	75,1	58,2					
					25	250	4154	3690	790	1847	675	1345	1349	675	1345	10360	76,0	59,1					
					26	250	4154	3690	790	1852	675	1455	1354	675	1455	11390	78,5	61,7					
					27	315	4734	4200	790	1882	675	1455	1384	675	1455	12260	80,7	63,9					
					28	315	4734	4200	790	1882	675	1455	1384	675	1455	13400	83,6	66,7					
					29	315	4734	4200	790	1992	675	1455	1394	675	1455	14260	85,7	68,8					
					30	315	4734	4200	790	1992	675	1455	1394	675	1455	14710	86,9	70,0					
					12,5	3131B1426	8	1,4/4,2	1050	6	250	2529	1975	940	1310	750	805	1058	750	805	1830	62,6	43,5
										7	250	2529	1975	940	1330	750	805	1059	750	805	2200	64,7	45,1
										8	250	2529	1975	940	1370	750	805	1062	750	805	2700	66,9	46,9
										9	250	2529	1975	940	1390	750	805	1063	750	805	3090	68,5	48,3
										10	250	2529	1975	940	1430	750	805	1064	750	805	3630	70,4	50,0
11	250	2529	1975	940						1485	750	805	1071	750	805	4270	72,4	51,9					
12	250	2529	1975	940						1485	750	805	1071	750	805	4590	73,6	52,9					
13	250	2529	1975	940						1535	750	805	1073	750	805	5320	75,7	54,9					
14	250	2529	1975	940						1535	750	915	1073	750	915	5670	76,8	55,9					
15	250	2529	1975	940						1545	750	915	1078	750	915	7020	80,4	59,4					
16	250	3154	2600	940						1550	750	1025	1083	750	1025	7510	81,8	60,7					
17	250	3154	2600	940						1600	750	1025	1084	750	1025	8350	84,0	62,9					
18	250	4154	3690	940						1872	750	1135	1474	750	1135	6780	80,3	59,2					
19	250	4154	3690	940						1872	750	1135	1474	750	1135	7500	82,2	61,0					
20	250	4154	3690	940						1972	750	1245	1474	750	1245	8010	83,6	62,4					
21	315	4134	3600	940						2007	750	1245	1509	750	1245	9190	86,6	65,3					
22	315	4134	3600	940						2007	750	1355	1509	750	1355	9570	87,7	66,3					
23	315	4134	3600	940						2007	750	1355	1509	750	1355	9930	88,6	67,3					
24	315	4134	3600	940						2107	750	1465	1509	750	1465	10810	90,9	69,5					
25	315	4134	3600	940						2107	750	1465	1509	750	1465	11180	91,9	70,4					
26	315	4134	3600	940						2112	750	1575	1514	750	1575	11580	92,9	71,5					
27	315	4734	4200	940						2122	750	1575	1524	750	1575	13410	97,5	76,0					
28	315	4734	4200	940						2122	750	1575	1524	750	1575	13850	98,6	77,1					
29	315	4734	4200	940						2222	750	1575	1624	750	1575	15340	102,4	80,8					
30	315	4734	4200	940						2222	750	1575	1624	750	1575	15830	103,6	82,1					
15	3131B1426	8	1,4/4,2	1050						6	250	2529	1975	940	1330	750	805	1059	750	805	1980	73,7	51,0
										7	250	2529	1975	940	1350	750	805	1061	750	805	2340	76,0	52,8
										8	250	2529	1975	940	1390	750	805	1063	750	805	2820	78,3	54,6
										9	250	2529	1975	940	1430	750	805	1064	750	805	3330	80,3	56,4
										10	250	2529	1975	940	1480	750	805	1066	750	805	3940	82,5	58,3
					11	250	2529	1975	940	1485	750	805	1071	750	805	4270	83,8	59,5					
					12	250	2529	1975	940	1535	750	805	1073	750	805	4970	86,0	61,5					
					13	250	2529	1975	940	1535	750	805	1073	750	805	5320	87,2	62,6					
					14	315	2669	2000	940	1575	750	915	1108	750	915	6680	90,9	66,1					
					15	315	2669	2000	940	1625	750	915	1109	750	915	7480	93,1	68,3					
					16	315	3069	2400	940	1630	750	1025	1114	750	1025	7960	94,6	69,6					
					17	315	3334	2800	940	1802	750	1025	1404	750	1025	6410	91,0	66,0					
					18	315	3334	2800	940	1902	750	1135	1404	750	1135	7100	92,9	67,8					
					19	315	4134	3600	940	2002	750	1135	1504	750	1135	7660	94,4	69,3					
					20	315	4134	3600	940	2002	750	1245	1504	750	1245	8010	95,4	70,2					
					21	315	4134	3600	940	2007	750	1245	1509	750	1245	9190	98,5	73,2					
					22	315	4134	3600	940	2107	750	1355	1509	750	1355	10030	100,6	75,4					
					23	315	4134	3600	940	2107	750	1355	1509	750	1355	10410	101,7	76,4					
					24	315	4134	3600	940	2107	750	1465	1509	750	1465	10810	102,8	77,4					
					25	315	4134	3600	940	2107	750	1465	1509	750	1465	11540	104,7	79,3					
					26	315	4134	3600	940	2112	750	1575	1514	750	1575	12670	107,5	82,1					
					27	315	4734	4200	940	2126	750	1575	1528	750	1575	14450	112,0	86,5					
					28	315	4734	4200	940	2128	750	1575	1528	750	1575	15480	114,6	89,1					
					29	315	4734	4200	940	2226	750	1575	1628	750	1575	16000	115,9	90,4					
					30	315	4734	4200	940	2222	750	1575	1624	750	1575	16790	117,9	92,4					

**MUNCK****PRODUCT  
INFORMATION****TEKNISKE DATA FOR STANDARD DUOBOX KRAN  
TECHNICAL DATA FOR STANDARD DUOBOX CRANES**Printed 08.10.2003  
Rev. No. 2  
Date rev. 06.10.03**TALJE / HOIST****KRAN / CRANE**

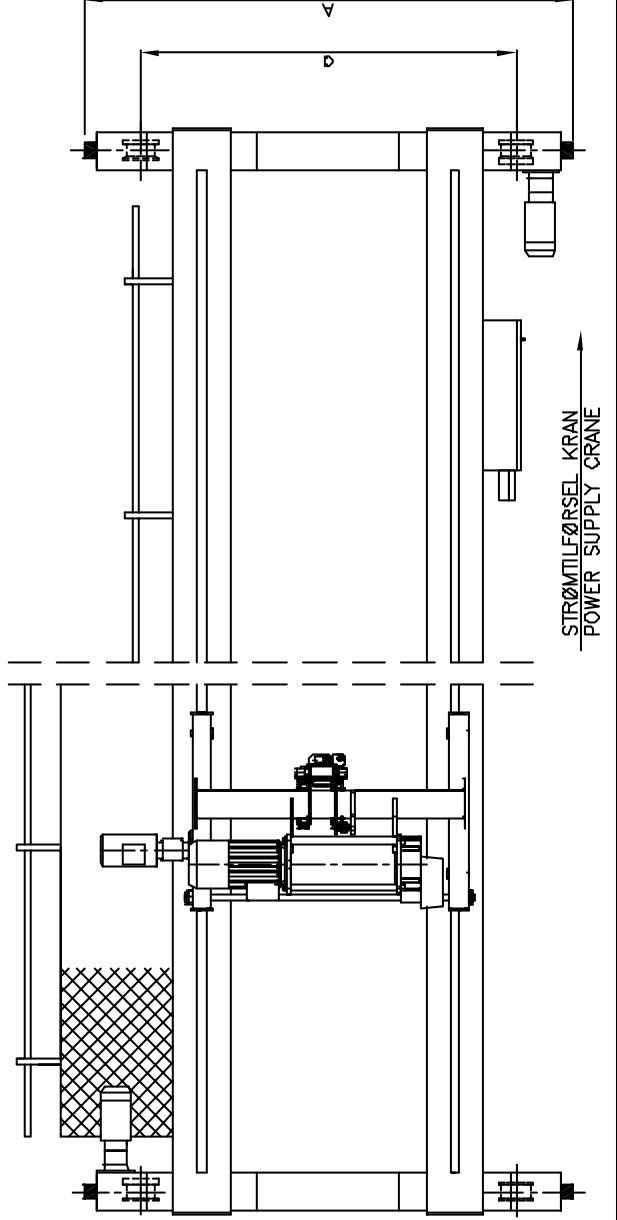
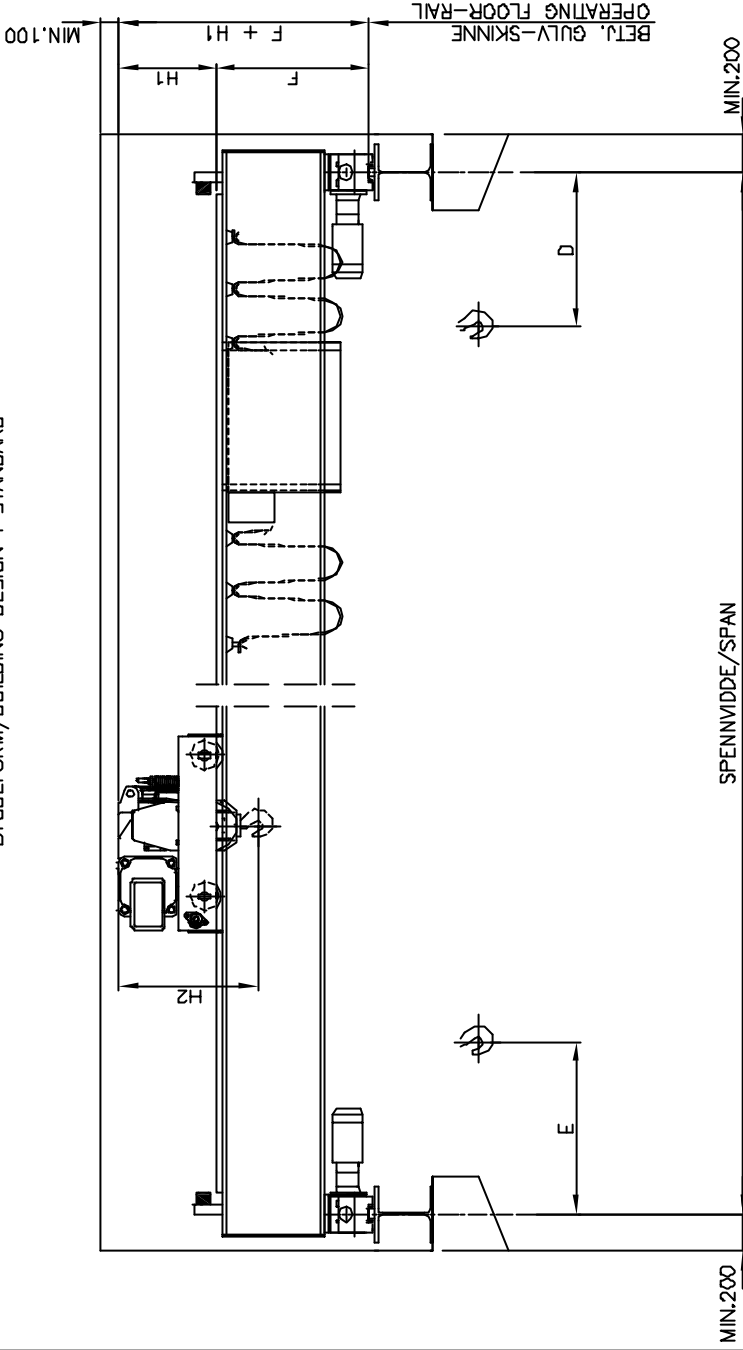
SWL Tonne	Talje/hoist Type	Heise- høyde Height of lift m	Heise- hastighet Hoisting speed m/min	Vekt talje Weight hoist kg	Spenn vidde Span up to	Hjulkasse / End truck Hjuldia.			Talje Hoist H2 mm	Byggeform / Build. design						Vekt kran eks. katt Weight crane excl. trolley kg	Maks stat hjultrykk Max stat. wheel load kN	Hjultrykk Equiv. wheel load kN					
						Wheeldia. mm	A mm	a mm		Type Standard			Type A										
										F + H1 mm	E mm	D mm	F + H1 mm	E mm	D mm								
16	3131B1426	8	1,4/4,2	1050	6	250	2529	1975	940	1330	750	805	1059	750	805	1980	78,0	53,9					
					7	250	2529	1975	940	1370	750	805	1062	750	805	2450	80,7	56,0					
					8	250	2529	1975	940	1390	750	805	1063	750	805	2820	82,7	57,6					
					9	250	2529	1975	940	1430	750	805	1064	750	805	3330	84,8	59,4					
					10	250	2529	1975	940	1480	750	805	1066	750	805	3940	87,0	61,4					
					11	250	2529	1975	940	1485	750	805	1071	750	805	4270	88,4	62,5					
					12	250	2529	1975	940	1535	750	805	1073	750	805	4970	90,6	64,6					
					13	315	2669	2000	940	1565	750	805	1103	750	805	5400	92,0	65,9					
					14	315	2669	2000	940	1575	750	915	1108	750	915	6680	95,5	69,2					
					15	315	2669	2000	940	1625	750	915	1109	750	915	7480	97,8	71,4					
					16	315	3334	2800	940	1802	750	1025	1404	750	1025	6110	94,7	68,2					
					17	315	3334	2800	940	1802	750	1025	1404	750	1025	6600	96,1	69,6					
					18	315	3334	2800	940	1902	750	1135	1404	750	1135	7100	97,6	70,9					
					19	315	4134	3600	940	2002	750	1135	1504	750	1135	7660	99,1	72,4					
					20	315	4134	3600	940	2006	750	1245	1508	750	1245	8510	101,4	74,6					
					21	315	4134	3600	940	2007	750	1245	1509	750	1245	9190	103,2	76,4					
					22	315	4134	3600	940	2107	750	1355	1509	750	1355	10030	105,4	78,5					
					23	315	4134	3600	940	2107	750	1355	1509	750	1355	10410	106,4	79,5					
					24	315	4134	3600	940	2107	750	1465	1509	750	1465	10810	107,5	80,6					
					25	315	4134	3600	940	2111	750	1465	1513	750	1465	11990	110,5	83,5					
					26	315	4134	3600	940	2118	750	1575	1518	750	1575	12840	112,7	85,7					
					27	400	4874	4200	940	2141	750	1575	1543	750	1575	14970	118,0	91,0					
					28	400	4874	4200	940	2143	750	1575	1543	750	1575	15610	119,7	92,6					
					29	400	4874	4200	940	2237	750	1575	1639	750	1575	16400	121,7	94,6					
					30	400	4874	4200	940	2245	750	1575	1647	750	1575	17790	125,2	98,0					
					20	3131B2626	7,3	0,9/2,8	1500	6	315	2669	2000	1466	1618	900	990	1420	900	990	2230	95,1	65,6
										7	315	2669	2000	1466	1618	900	990	1420	900	990	2440	97,9	67,6
										8	315	2669	2000	1466	1718	900	990	1420	900	990	2810	100,5	69,6
										9	315	2669	2000	1466	1718	900	990	1420	900	990	3040	102,4	71,0
										10	315	2669	2000	1466	1722	900	990	1424	900	990	3470	104,5	72,7
11	315	2669	2000	1466						1823	900	990	1525	900	990	3810	106,2	74,1					
12	315	2669	2000	1466						1923	900	990	1525	900	990	4310	108,1	75,8					
13	315	2669	2000	1466						1923	900	990	1525	900	990	4580	109,4	76,8					
14	315	3069	2400	1466						1903	900	1100	1505	900	1100	4830	110,5	77,8					
15	315	3069	2400	1466						1903	900	1100	1505	900	1100	5830	113,4	80,5					
16	315	3069	2400	1466						2008	900	1210	1510	900	1210	6470	115,4	82,4					
17	315	3334	2800	1466						2008	900	1210	1510	900	1210	6760	116,5	83,3					
18	315	3334	2800	1466						2012	900	1320	1514	900	1320	7560	118,7	85,5					
19	315	3334	2800	1466						2014	900	1320	1514	900	1320	8160	120,5	87,1					
20	315	3334	2800	1466						2018	900	1430	1518	900	1430	9050	122,9	89,4					
21	400	4374	3700	1466						2144	900	1430	1644	900	1430	10560	126,8	93,3					
22	400	4374	3700	1466						2238	900	1540	1640	900	1540	11020	128,2	94,6					
23	400	4374	3700	1466						2246	900	1540	1648	900	1540	12240	131,3	97,7					
24	400	4374	3700	1466						2338	900	1650	1740	900	1650	12820	132,9	99,2					
25	400	4374	3700	1466						2338	900	1650	1740	900	1650	13260	134,2	100,4					
26	400	4374	3700	1466						2347	900	1760	1749	900	1760	14570	137,5	103,7					
27	400	4874	4200	1466						2347	900	1760	1749	900	1760	16460	142,3	108,4					
28	400	4874	4200	1466						2347	900	1760	1749	900	1760	17020	143,8	109,9					
29	400	4874	4200	1466						2349	900	1760	1749	900	1760	18330	147,1	113,2					
30	400	4874	4200	1466						2449	900	1760	1749	900	1760	19680	150,6	116,5					
25	3131B2626	7,3	0,9/2,8	1500						6	315	2669	2000	1466	1618	900	990	1420	900	990	2270	116,1	79,6
										7	315	2669	2000	1466	1718	900	990	1420	900	990	2640	119,7	82,3
										8	315	2669	2000	1466	1718	900	990	1420	900	990	2880	122,4	84,2
										9	315	2669	2000	1466	1818	900	990	1520	900	990	3300	125,1	86,3
										10	315	2669	2000	1466	1822	900	990	1524	900	990	3750	127,5	88,3
					11	315	2669	2000	1466	1923	900	990	1525	900	990	4280	129,8	90,3					
					12	400	2774	2000	1466	2028	900	990	1630	900	990	4860	132,2	92,3					
					13	400	2774	2000	1466	2034	900	990	1634	900	990	5540	134,6	94,4					
					14	400	3174	2400	1466	2128	900	1100	1630	900	1100	6470	137,5	97,1					
					15	400	3174	2400	1466	2128	900	1100	1630	900	1100	6820	138,9	98,3					
					16	400	3174	2400	1466	2137	900	1210	1639	900	1210	7600	141,3	100,6					
					17	400	3174	2400	1466	2233	900	1210	1635	900	1210	8180	143,2	102,3					
					18	400	3174	2400	1466	2333	900	1320	1735	900	1320	9040	145,7	104,6					
					19	400	3474	2800	1466	2333	900	1320	1735	900	1320	9470	147,1	105,9					
					20	400	3474	2800	1466	2337	900	1430	1739	900	1430	10420	149,7	108,4					
					21	400	4374	3700	1466	2338	900	1430	1740	900	1430	11440	152,5	111,1					
					22	400	4374	3700	1466	2342	900	1540	1744	900	1540	12620	155,6	114,2					
					23	400	4374	3700	1466	2344	900	1540	1744	900	1540	13460	157,9	116,4					
					24	400	4374	3700	1466	2348	900	1650	1748	900	1650	14760	161,3	119,7					
					25	400	4374	3700	1466	2448	900	1650	1748	900	1650	15920	164,3	122,7					
					26	400	4374	3700	1466	2453	900	1760	1753	900	1760	16490	165,9	124,2					
					27	400	4874	4200	1466	2453	900	1760	1753	900	1760	18970	172,2	130,4					
					28	400	4874	4200	1466	2453	900	1760	1753	900	1760	19610	173,9	132,0					
					29	400	4874	4200	1466	2468	900	1760	1768	900	1760	21890	179,6	137,7					
					30	400	4874	4200	1466	2563	900	1760	1763	900	1760	23070	182,7	140,7					

**MUNCK****PRODUCT  
INFORMATION****TEKNISKE DATA FOR STANDARD DUOBOX KRAN  
TECHNICAL DATA FOR STANDARD DUOBOX CRANES**Printed 08.10.2003  
Rev. No. 2  
Date rev. 06.10.03**TALJE / HOIST****KRAN / CRANE**

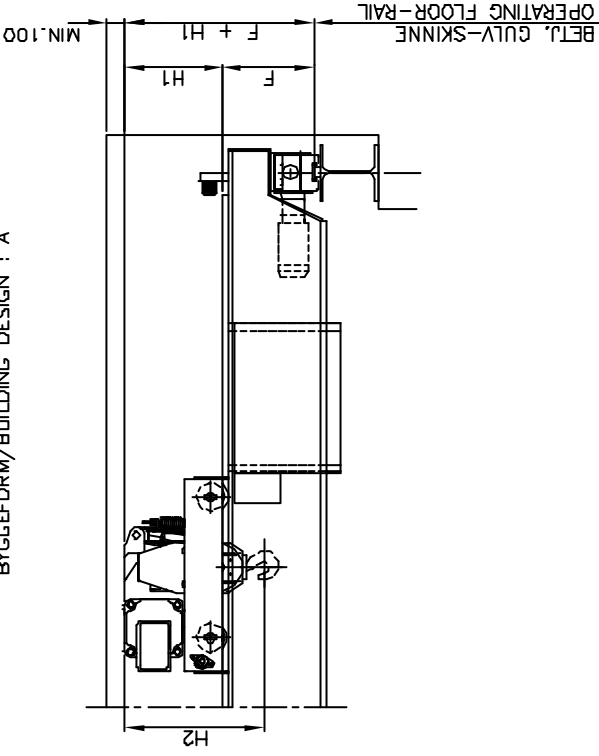
SWL Tonne	Talje/hoist Type	Heise- høyde m	Heise- hastighet m/min	Vekt talje kg	Spenn vidde Span up to	Hjulkasse / End truck Hjuldia.			Talje Hoist H2 mm	Byggeform / Build. design						Vekt kran eks. katt Weight crane excl. trolley kg	Maks stat hjultrykk Max stat. wheel load kN	Hjultrykk Equiv. wheel load kN					
						Wheeldia. mm	A mm	a mm		Type Standard			Type A										
										F + H1 mm	E mm	D mm	F + H1 mm	E mm	D mm								
30	3131B3826	7,6	0,7/2,1	1875	6	400	4374	3700	1156	1663	900	990	1465	900	990	2880	140,0	96,1					
					7	400	4374	3700	1156	1763	900	990	1465	900	990	3240	144,2	99,2					
					8	400	4374	3700	1156	1769	900	990	1469	900	990	3720	147,9	102,0					
					9	400	4374	3700	1156	1863	900	990	1565	900	990	4080	150,7	104,1					
					10	400	4374	3700	1156	1963	900	990	1565	900	990	4600	153,6	106,4					
					11	400	4374	3700	1156	1968	900	990	1570	900	990	4890	155,5	107,9					
					12	400	4374	3700	1156	1974	900	990	1574	900	990	5550	158,2	110,3					
					13	400	4374	3700	1156	2068	900	990	1570	900	990	6360	161,1	112,8					
					14	400	4374	3700	1156	2068	900	1100	1570	900	1100	6730	162,8	114,2					
					15	400	4374	3700	1156	2072	900	1100	1574	900	1100	7460	165,3	116,5					
					16	400	4374	3700	1156	2173	900	1210	1575	900	1210	8050	167,3	118,3					
					17	400	4374	3700	1156	2273	900	1210	1675	900	1210	8870	169,8	120,6					
					18	400	4374	3700	1156	2277	900	1320	1679	900	1320	9760	172,5	123,1					
					19	400	4374	3700	1156	2277	900	1320	1679	900	1320	10190	173,9	124,4					
					20	400	4374	3700	1156	2279	900	1430	1679	900	1430	10900	176,0	126,4					
					21	400	4374	3700	1156	2284	900	1430	1684	900	1430	12460	180,2	130,5					
					22	400	4374	3700	1156	2288	900	1540	1688	900	1540	13690	183,5	133,7					
					23	400	4374	3700	1156	2388	900	1540	1688	900	1540	14800	186,5	136,6					
					24	400	4374	3700	1156	2388	900	1650	1688	900	1650	16230	190,3	140,2					
					25	400	4374	3700	1156	2393	900	1650	1693	900	1650	16930	192,2	142,1					
					26	400	4474	3700	1156	2393	900	1760	1693	900	1760	18080	195,3	145,1					
					27	500	4954	4200	1156	2483	900	1760	1783	900	1760	20500	201,4	151,1					
					28	500	4954	4200	1156	2578	900	1760	1778	900	1760	21640	204,4	154,1					
					29	500	4954	4200	1156	2588	900	1760	1788	900	1760	22570	206,8	156,4					
					30	500	4954	4200	1156	2593	900	1760	1793	900	1760	24730	212,3	161,8					
					32	3131B3826	7,6	0,7/2,1	1875	6	400	4374	3700	1156	1763	900	990	1465	900	990	3010	148,6	102,0
										7	400	4374	3700	1156	1763	900	990	1465	900	990	3240	152,7	104,9
										8	400	4374	3700	1156	1769	900	990	1469	900	990	3720	156,6	107,8
										9	400	4374	3700	1156	1863	900	990	1565	900	990	4080	159,5	110,0
										10	400	4374	3700	1156	1963	900	990	1565	900	990	4600	162,5	112,4
11	400	4374	3700	1156						1974	900	990	1574	900	990	5220	165,4	114,8					
12	400	4374	3700	1156						1968	900	990	1570	900	990	5720	167,7	116,7					
13	400	4374	3700	1156						2068	900	990	1570	900	990	6360	170,3	118,9					
14	400	4374	3700	1156						2068	900	1100	1570	900	1100	6730	172,0	120,4					
15	400	4374	3700	1156						2168	900	1100	1570	900	1100	7650	174,9	123,1					
16	400	4374	3700	1156						2173	900	1210	1575	900	1210	8050	176,6	124,5					
17	400	4374	3700	1156						2273	900	1210	1675	900	1210	8870	179,1	126,8					
18	400	4374	3700	1156						2277	900	1320	1679	900	1320	9760	181,8	129,3					
19	400	4374	3700	1156						2277	900	1320	1679	900	1320	10190	183,3	130,7					
20	400	4374	3700	1156						2283	900	1430	1683	900	1430	11420	186,7	133,9					
21	400	4374	3700	1156						2284	900	1430	1684	900	1430	12460	189,6	136,7					
22	400	4374	3700	1156						2288	900	1540	1688	900	1540	13690	192,9	139,9					
23	400	4374	3700	1156						2388	900	1540	1688	900	1540	14800	196,0	142,9					
24	400	4374	3700	1156						2393	900	1650	1693	900	1650	16350	200,0	146,8					
25	500	4954	4200	1156						2478	900	1650	1778	900	1650	17500	203,1	149,8					
26	500	4954	4200	1156						2478	900	1760	1778	900	1760	18600	206,0	152,7					
27	500	4954	4200	1156						2483	900	1760	1783	900	1760	20500	210,9	157,5					
28	500	4954	4200	1156						2578	900	1760	1778	900	1760	21640	213,9	160,4					
29	500	4954	4200	1156						2588	900	1760	1788	900	1760	22570	216,4	162,8					
30	500	4954	4200	1156						2593	900	1760	1793	900	1760	24730	221,8	168,2					

BYGGEFORM/BUILDING DESIGN : STANDARD

BYGGEFORM/BUILDING DESIGN : A



TKRANER UDLEVERES MED DUBBEL-PROJEKT-1



TEKNIK/PROJEKT

TEKNIK/PROJEKT

Projektansvarlig  
Tegningstegnede  
Tegningstjekket  
Tegningstjekket  
Tegningstjekket



Tegningens  
Tegningens  
Tegningens

Tegningens  
Tegningens  
Tegningens

## Technical description

### Steel construction

The main girder has either box or beam construction. It is designed using some of the most advanced modelling and FEM analysing tools to optimise the crane construction in accordance with our customers' requirements. The steel quality varies from St. 37.2 to St. 52.3

The cranes can, if required, be supplied with gangway for safe access and maintenance work.

### End trucks

The end trucks are fabricated from square tubes and precision machined to ensure true alignment of bearings and shafts. The end trucks are equipped with solid derailing irons and rubber bumpers at each end.

The wheels are double flanged made of cast steel quality SJG700, machined and equipped with bearings, rotating on a fixed axel. The wheels have a machined gear rim on one flange, driven directly by the motor pinion.

### Drive motors

The long travel drive motors are one- or two-speed braking motors, with a flange-mounted gear unit with output shaft with pinion. The motor is mounted directly to a machined surface on the end truck, ensuring precise contact with the gear rim. All Munck motors are manufactured to class F insulation, enclosure IP55 and ED = 60% (main speed 40%, slow speed 20%)

### Brakes

The electromechanical spring brake is included in the hoist motor. The brake has two friction surfaces, and is automatically engaged when the power is cut off. It is released when the power is turned on.

The brake complies with relevant standard regarding brakes functioning as working brakes.

### Hoisting machinery

The Munck standard electric wire rope hoist offers maximum safety and reliability under all operating conditions. The design and material are in accordance with the latest international standards and regulations. Special emphasis is made on compact design and easy maintenance.

The Munck hoist can be delivered as a separate item, or mounted on a mono – or two-rail trolley.

### Design of Munck hoisting machineries

The Munck electric wire rope hoist is built up from the following standard components:

Hoisting motor complete (enclosure IP55) with built- in brake connected to the gearbox through a fixed shaft and couplings. The gear is precision machined, made from special steel for minimum wear even under heavy-duty conditions. All gears are splash lubricated by oil baths and designed for minimum 1600 full load hours.

Precision machined wire rope drum with left or right hand grooves, steel quality St 52.3.

The rope guide is of unique design for long life and easy maintenance.

The hoists are equipped with two limit switches – one for lifting and one lowering make Telemechanique or equivalent. The movement of the rope guide actuates the limit switches.

These are emergency limit switches only, and must not be used as working limit switches.

The wire rope is especially designed for long life and use on hoisting machineries. It is of a compact design.

### Overload limit switch

All Munck hoists can be supplied with overload limit switches of electromechanical or electronic design. Munck has developed their own electronic limit switch, incorporating working period registration. Such equipment increases the theoretical lifetime of a crane and thereby the need for costly general overhauls

### Trolley

The Munck standard cranes are supplied with different type of trolleys such as monorail, two-rail and C-type trolleys. All types are designed for maximum lifting height and minimum and easy maintenance. The trolley wheels are single or double-flanged equipped with gear rim.

### Operation

The cranes can be operated by means of radio control or from a movable pendant push button station running along the main girder. Enclosure IP54 or better. The Munck radio control system is designed for crane duty and is of high quality offering reliable performance.

### Electrical equipment

The electrical equipment and components are mounted in contactor panels with enclosure IP55. The components are of high quality and supplied by recognized manufacturers.

### Cables

All platform cables are suspended from cable wagons running in track along to the crane girder.

### Surface treatment

The steel structure, hoisting machinery and drive motors are primed and given a topcoat using alkyd zinc-chromate paint, thickness 70 my.

Hoisting machinery and drive motors colour RAL 5001  
Steel structure colour RAL 1006

### Operating conditions

Standard operational temperatures: -5 to + 40 °C

Max. voltage drop to junction point/current collector crane 4%

Noise level less than 85 db at 1m distance

### Standards and regulations

All Munck products are in accordance with relevant international standards and CE marked.

Owner's responsibility:

In accordance to the EEC Community directives on machinery it is the owner of the building in which the crane is installed or their representative whom is fully responsible for safe access to the equipment. Munck are available to assist in recommending such safe accesses.

The Munck products are designed in accordance to recommendations set out in the Norwegian standards for lifting equipment and also in accordance with international standards such as FEM, DIN, CMA, ISO, CHAA, BSS and others.